

THE NEW GENELEC 4010 – AMAZING ACTIVE INSTALLATIONS



GENELEC[®] AV
INSTALL



EXTENDING THE 4000 SERIES

You'll be amazed with the power and accuracy of the sound that Genelec 4010s provide! With a well-controlled directivity pattern which minimises sound reflections from nearby surfaces, this outstanding system is ideal for installations in acoustically challenging environments. To ensure high quality installation, the 4010 is extremely reliable, both mechanically and sonically with audio connection made easy thanks to its 3-pin Phoenix-type connector.

Key features of the Genelec 4010:

- ▶ Exceptional sound quality in a compact package thanks to the efficient Class D power amplifiers and proprietary drivers by Genelec
- ▶ Controlled directivity allows installation in acoustically challenging environments
- ▶ Ease of connection with balanced line input using a 3-pin Phoenix-type connector
- ▶ High reliability, both mechanically and sonically
- ▶ Sustainability with Intelligent Signal Sensing™ (ISS) circuitry, Class D amplifiers and an enclosure made of recycled aluminium
- ▶ Available in polar white and mystic black








All Genelec loudspeakers feature the same neutral sound character which allows you to combine the compact 4010 with any larger 4000 Series products and achieve the same sound imaging. Nature will be thanking you too: Genelec holds an environmental certificate for its operations and recycled aluminium is used for the enclosures of the 4000 Series active loudspeakers. They also feature Genelec's Intelligent Signal Sensing circuitry which automatically switches the loudspeaker on and off, depending on the presence of an audio signal at the input. The new Class D amplifiers not only add power to the compact-sized 4010, they are also extremely energy efficient.



Four threads for easy installation with the included Genelec wall mount.



4010

-  96 dB
-  74 Hz – 20 kHz (± 2.5 dB)
67 Hz – 25 kHz (- 6 dB)
-  3 in Woofer, $\frac{3}{4}$ in Tweeter
-  Woofer 25 W, Tweeter 25 W
-  H x W x D 181 x 121 x 116 mm
H x W x D 7 $\frac{1}{8}$ x 4 $\frac{3}{4}$ x 4 $\frac{1}{2}$ in
-  1.5 kg, 3.3 lb
-  3-pin Phoenix-type connector



Two threads compatible with other Genelec mounting accessories and VESA 75 adaptor plate.

GENELEC

Genelec Oy · Olvitie 5 · 74100 Iisalmi · Finland · T +358 17 83 881 · Email: genelec@genelec.com · www.genelec.com
Genelec Document BBAGE140. Copyright Genelec Oy 2014. All data subject to change without prior notice.